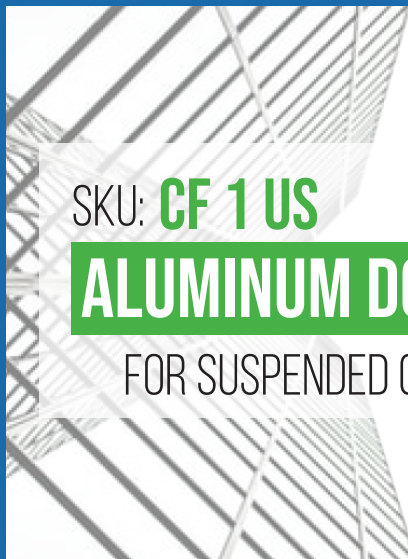


SUBMITTAL/TECHNICAL DATA SHEET



ADVANTAGES

- CF aluminum ceiling access doors provide convenient access to services or controls located in ceilings.
- Units are installed by bolting the hanger brackets to the hanger rods furnished and installed by contractor.
- The aluminum cover and frame with stainless steel hinges produce a strong, lightweight, corrosion-resistant assembly.
- Covers open upward smoothly on continuous hinges.
- Downward opening models are available.



SKU: **CF 1 US**

ALUMINUM DOORS

FOR SUSPENDED CEILING

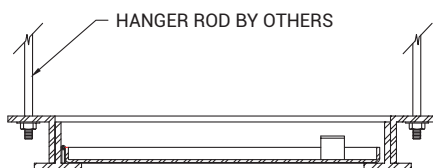


DIMENSIONS AND APPEARANCE

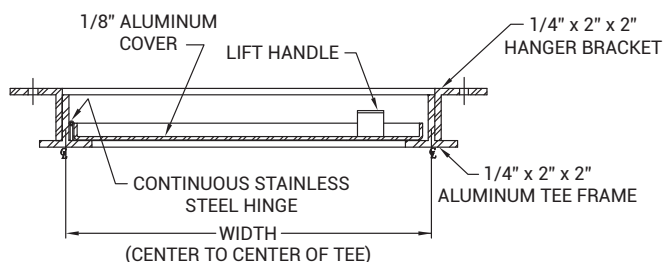
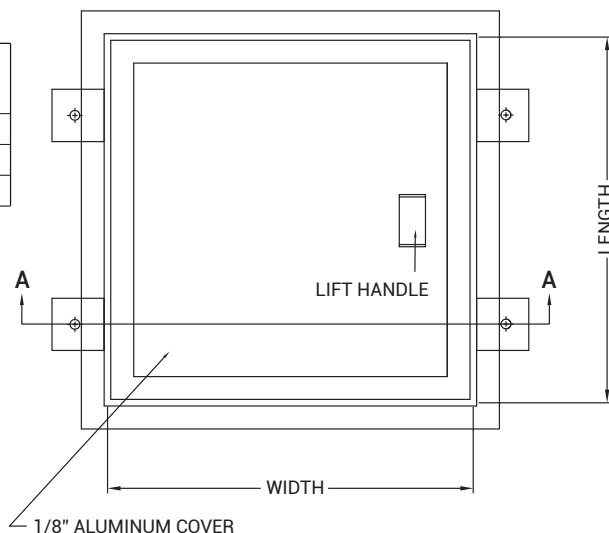
>> CLICK TO VIEW ADDITIONAL DETAILS AND PRICING <<

STANDARD SIZES AND PRODUCT NUMBERS:

STYLE	LEAF TYPE	DIMENSIONS CENTER TO CENTER OF ANGLES OR TEES	PRODUCT NUMBER
CF-1	SINGLE	2'-6" x 2'-6"	3520-201-9
CF-2	SINGLE	2'-6" x 3'-0"	3520-204-9
CF-3	DOUBLE	2'-6" x 2'-6"	3520-207-9

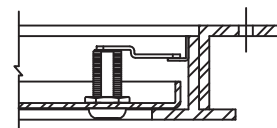


INSTALLATION DETAIL



SECTION VIEW A-A

OPTIONAL CYLINDER LOCK



For a complete list of options visit www.AccessDoorsAndPanels.com

PROJECT DATA

Custom Sizes Available - Fast!

PROJECT NAME :	QTY	W	H	OPTIONS
ARCHITECT :				
DEALER :				
CONTRACTOR :				
LOCATION :	SPECIAL INSTRUCTIONS :			
DATE :	SUBMITTAL APPROVAL : (signature or stamp)			
TAGGING INSTRUCTIONS :				

Scan or Click



To view Pricing and Additional Product Info.

TELEPHONE:
1-888-457-1275
FAX:
1-888-626-2907



PO BOX 66738 #76520,
SAINT LOUIS, MO
63166-6738
USA



WEBSITE:
www.AccessDoorsAndPanels.com
E-MAIL:
info@accessdoorsandpanels.com